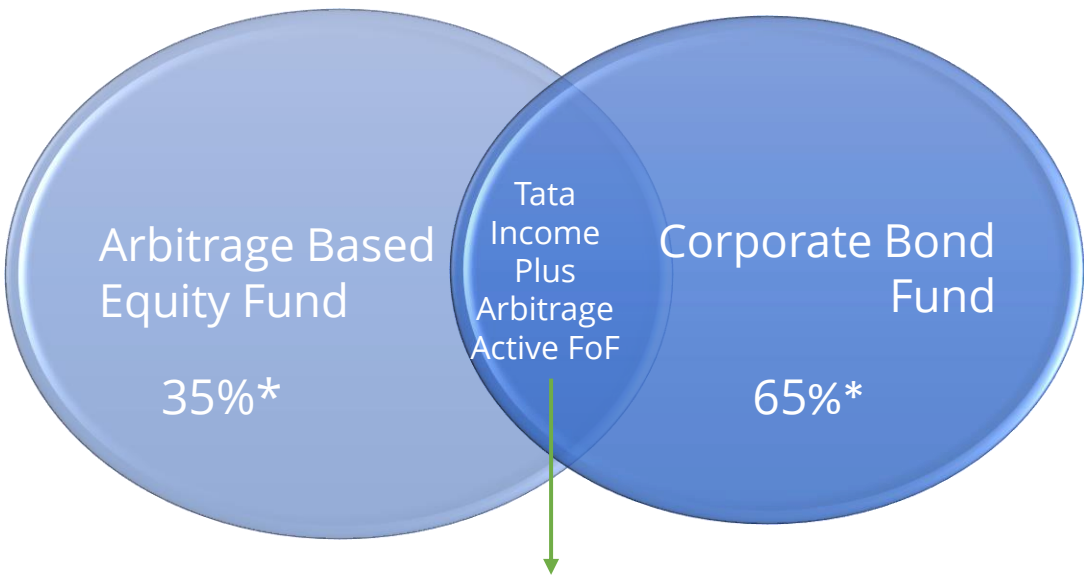


What is Tata Income Plus Arbitrage Active FoF?



Blended strategy aiming for Low Volatility, Accrual + Equity Arbitrage returns

*Allocation in fund can range from 55-65%, 35-40% for Arbitrage fund & 0-5% for debt & money market instruments

Feature	Tata Arbitrage Fund	Feature	Tata Corporate Bond Fund
Return Drivers	Rollover spreads + intra-month trades	Credit Quality	80%+ in AAA/sovereign + strong internal filters
Strategy	100% hedged equity, Dynamic churn, market cap shifts	Duration Strategy	Active, between 1-4 years
Liquidity Control	Active exposure and stock selection. Actively manages collateral for margin requirements to maximise return generating potential.	Liquidity	High – diversified + active trading
Taxation	Equity Taxation	Yield Management	Smart bond selection to enhance returns without compromising on quality

Credit Quality and Duration as on 31st March 2025

Who is it for?

- I. Suitable for conservative investors who aim for accrual returns + equity taxation benefit
- II. Investors with investment horizon greater than 2 years to avail the benefit of equity taxation

Better Tax Efficiency – Tata Income Plus Arbitrage Active FoF

Assuming ₹1 lakh investment, 30% tax bracket

Particulars	1 Year			2 Year		
	Arbitrage Fund	Corporate Bond	Income Plus Aritrage	Arbitrage Fund	Corporate Bond	Income Plus Aritrage
Amount Invested	₹1,00,000.00	₹1,00,000.00	₹1,00,000.00	₹1,00,000.00	₹1,00,000.00	₹1,00,000.00
Return	7.23%	8.41%	8.00%	7.33%	7.90%	8.00%
Final Amount	₹1,07,230.00	₹1,08,410.00	₹1,07,997.00	₹1,15,197.29	₹1,16,424.10	₹1,16,633.52
Tax Rate	20.00%	30.00%***	30.00%	12.50%**	30.00%***	12.50%*
Redemption Amount Post Tax	₹1,05,784.00	₹1,05,887.00	₹1,05,597.90	₹1,13,297.63	₹1,11,496.87	₹1,14,554.33
Post Tax Return	5.78%	5.89%	5.60%	6.44%	5.59%	7.03%

* 2 Year Return assumption are based on selling the holdings at the end of Year 2 i.e. 2 years + 1 day to avail the benefits of LTCG taxation

** Arbitrage Fund is taxed at 12.5% when holding period is greater than 1 year i.e. 1 year +1 day onwards

*** Assuming the investor falls in the highest tax bracket

The Return figures for Tata Income Plus Arbitrage Active FoF are based on 65% allocation to Corporate Bond and 35% to Arbitrage Funds.

Key Details

- I. Scheme Type:** An open-ended fund of fund investing in domestic mutual funds including debt oriented mutual fund schemes & arbitrage-based equity mutual fund schemes.
- II. Scheme Category:** Other Schemes - Fund of Fund (Domestic, Active Hybrid Category)
- III. NFO Open:** 5th May 2025
- IV. NFO Close:** 19th May 2025
- V. Fund Managers:** Mr. Sailesh Jain & Mr. Abhishek Sonthalia
- VI. Minimum Investment:** Rs. 5,000/- and in multiples of Re. 1/- thereafter.
- VII. Exit Load:** 0.25 % of the applicable NAV, if redeemed / switched out / withdrawn on or before expiry of 30 Days from the date of allotment.

Data based on regular growth funds as on 31st March 2025
Source: ICRA MFI

Disclaimer: The views expressed in this article are personal in nature and in is no way trying to predict the markets or to time them. The views expressed are for information purpose only and do not construe to be any investment, legal or taxation advice. Any action taken by you on the basis of the information contained herein is your responsibility alone and Tata Asset Management Pvt. Ltd. will not be liable in any manner for the consequences of such action taken by you. Please consult your Mutual Fund Distributor before investing. The views expressed in this article may not reflect in the scheme portfolios of Tata Mutual Fund. The view expressed are based on the current market scenario and the same is subject to change. There are no guaranteed or assured returns under any of the scheme of Tata mutual Fund.

Performance of Schemes Managed by Mr. Sailesh Jain

Returns	Tata Arbitrage Fund		Nifty 50 Arbitrage Index		CRISIL 1 Year T-Bill Index	
Period	Return %	Rs.	Return %	Rs.	Return %	Rs.
1 Year	7.23%	10,723	7.65%	10,765	7.49%	10,749
3 Year	6.54%	12,091	7.01%	12,249	6.39%	12,037
5 Year	5.42%	13,016	5.42%	13,014	5.51%	13,072
Since Inception	5.66%	14,133	5.59%	14,069	5.97%	14,393
Inception Date	18-Dec-18				Managing Since	10-Dec-18

Returns	Tata Balanced Advantage Fund		CRISIL Hybrid 50+50 - Moderate Index		Nifty 50 TRI	
Period	Return %	Rs.	Return %	Rs.	Return %	Rs.
1 Year	4.73%	10,473	7.78%	10,778	6.65%	10,665
3 Year	10.23%	13,388	10.43%	13,460	11.77%	13,956
5 Year	15.89%	20,884	16.16%	21,129	23.72%	28,957
Since Inception	11.52%	19,590	12.46%	20,632	15.04%	23,722
Inception Date	28-Jan-19				Managing Since	09-Jan-19

Returns	Tata Business Cycle Fund		Nifty 500 TRI		Nifty 50 TRI	
Period	Return %	Rs.	Return %	Rs.	Return %	Rs.
1 Year	2.36%	10,236	6.37%	10,637	6.65%	10,665
3 Year	17.86%	16,357	13.89%	14,761	11.77%	13,956
5 Year	NA	NA	NA	NA	NA	NA
Since Inception	16.53%	17,474	13.41%	15,830	11.89%	15,067
Inception Date	04-Aug-21				Managing Since	16-Dec-21

Returns	Tata Dividend Yield Fund		Nifty 500 TRI		Nifty 50 TRI	
Period	Return %	Rs.	Return %	Rs.	Return %	Rs.
1 Year	2.73%	10,273	6.37%	10,637	6.65%	10,665
3 Year	13.22%	14,505	13.89%	14,761	11.77%	13,956
5 Year	NA	NA	NA	NA	NA	NA
Since Inception	13.47%	16,281	15.52%	17,445	13.92%	16,533
Inception Date	20-May-21				Managing Since	03-May-21

Returns	Tata ELSS Tax Saver Fund		Nifty 500 TRI		Nifty 50 TRI	
Period	Return %	Rs.	Return %	Rs.	Return %	Rs.
1 Year	9.45%	10,945	6.37%	10,637	6.65%	10,665
3 Year	12.87%	14,369	13.89%	14,761	11.77%	13,956
5 Year	23.81%	29,054	26.27%	32,055	23.72%	28,957
Since Inception	18.06%	12,36,510	14.21%	4,72,968	12.88%	3,36,324
Inception Date	31-Mar-96				Managing Since	16-Dec-21

Returns	Tata Equity Savings Fund		NIFTY Equity Savings Index		CRISIL 10 Year Gilt Index	
Period	Return %	Rs.	Return %	Rs.	Return %	Rs.
1 Year	8.92%	10,885	7.81%	10,774	9.95%	10,986
3 Year	8.83%	12,883	8.80%	12,873	7.26%	12,334
5 Year	11.53%	17,245	12.35%	17,888	5.26%	12,916
Since Inception	7.46%	60,189	NA	NA	NA	NA
Inception Date	27-Apr-00				Managing Since	09-Nov-18

Data based on regular growth funds as on 31st March 2025; Source: ICRA MFI

Disclaimer: The views expressed in this article are personal in nature and in is no way trying to predict the markets or to time them. The views expressed are for information purpose only and do not construe to be any investment, legal or taxation advice. Any action taken by you on the basis of the information contained herein is your responsibility alone and Tata Asset Management Pvt. Ltd. will not be liable in any manner for the consequences of such action taken by you. Please consult your Mutual Fund Distributor before investing. The views expressed in this article may not reflect in the scheme portfolios of Tata Mutual Fund. The view expressed are based on the current market scenario and the same is subject to change. There are no guaranteed or assured returns under any of the scheme of Tata mutual Fund.

Mutual Fund Investments are subject to market risks, read all scheme related documents carefully.

Returns	Tata Multi Asset Opportunities Fund		65% BSE 200 TRI + 15% CRISIL Short Term Bond Index + 20% iCOMDEX Composite Index		Nifty 50 TRI	
Period	Return %	Rs.	Return %	Rs.	Return %	Rs.
1 Year	7.08%	10,708	8.62%	10,862	6.65%	10,665
3 Year	12.07%	14,067	10.37%	13,439	11.77%	13,956
5 Year	19.53%	24,377	20.56%	25,438	23.72%	28,957
Since Inception	16.74%	21,914	15.42%	20,687	17.02%	22,178
Inception Date	04-Mar-20				Managing Since	14-Feb-20

Performance of Schemes Managed by Mr. Abhishek Sonthalia

Returns	Tata Corporate Bond Fund		CRISIL Corporate Bond A-II Index		CRISIL 10 Year Gilt Index	
Period	Return %	Rs.	Return %	Rs.	Return %	Rs.
1 Year	8.43%	10,836	7.97%	10,790	9.95%	10,986
3 Year	6.33%	12,017	6.46%	12,060	7.26%	12,334
5 Year	NA	NA	NA	NA	NA	NA
Since Inception	5.96%	12,123	6.18%	12,204	6.13%	12,187
Inception Date	01-Dec-21				Managing Since	22-Nov-21

Returns	Tata Liquid Fund		CRISIL Liquid Debt A-I Index		CRISIL 1 Year T-Bill Index	
Period	Return %	Rs.	Return %	Rs.	Return %	Rs.
7 Days	11.74%	10,018	9.46%	10,015	7.69%	10,012
15 Days	9.69%	10,036	8.56%	10,032	8.86%	10,033
30 Days	8.03%	10,062	7.48%	10,057	7.07%	10,054
1 Year	7.29%	10,729	7.24%	10,724	7.49%	10,749
3 Year	6.66%	12,137	6.75%	12,168	6.39%	12,043
5 Year	5.37%	12,993	5.51%	13,075	5.51%	13,079
Since Inception	7.02%	40,453	6.68%	37,838	6.08%	33,712
Inception Date	01-Sep-04				Managing Since	06-Feb-20

Returns	Tata Short Term Bond Fund		CRISIL Short Duration Debt A-II Index		CRISIL 10 Year Gilt Index	
Period	Return %	Rs.	Return %	Rs.	Return %	Rs.
1 Year	7.74%	10,767	8.07%	10,800	9.95%	10,986
3 Year	6.15%	11,957	6.51%	12,080	7.26%	12,334
5 Year	5.83%	13,270	6.28%	13,557	5.26%	12,916
Since Inception	7.06%	46,943	7.10%	47,326	6.42%	40,920
Inception Date	08-Aug-02				Managing Since	06-Feb-20

Returns	Tata Treasury Advantage Fund		CRISIL Low Duration Debt A-I Index		CRISIL 1 Year T-Bill Index	
Period	Return %	Rs.	Return %	Rs.	Return %	Rs.
1 Year	7.50%	10,744	7.64%	10,757	7.50%	10,743
3 Year	6.45%	12,060	6.80%	12,177	6.39%	12,037
5 Year	5.94%	13,343	6.11%	13,450	5.51%	13,072
Since Inception	7.13%	38,516	7.27%	39,522	6.14%	32,121
Inception Date	06-Sep-05				Managing Since	06-Feb-20

Data based on regular growth funds as on 31st March 2025; Source: ICRA MFI

Disclaimer: The views expressed in this article are personal in nature and in is no way trying to predict the markets or to time them. The views expressed are for information purpose only and do not construe to be any investment, legal or taxation advice. Any action taken by you on the basis of the information contained herein is your responsibility alone and Tata Asset Management Pvt. Ltd. will not be liable in any manner for the consequences of such action taken by you. Please consult your Mutual Fund Distributor before investing. The views expressed in this article may not reflect in the scheme portfolios of Tata Mutual Fund. The view expressed are based on the current market scenario and the same is subject to change. There are no guaranteed or assured returns under any of the scheme of Tata mutual Fund.

Mutual Fund Investments are subject to market risks, read all scheme related documents carefully.

Returns	Tata Ultra Short Term Fund		CRISIL Ultra Short Duration Debt A-I Index		CRISIL 1 Year T-Bill Index	
Period	Return %	Rs.	Return %	Rs.	Return %	Rs.
1 Year	7.04%	10,698	7.54%	10,747	7.50%	10,743
3 Year	6.16%	11,961	6.94%	12,227	6.39%	12,037
5 Year	5.21%	12,884	5.99%	13,371	5.51%	13,072
Since Inception	5.50%	13,921	6.27%	14,568	5.93%	14,276
Inception Date	22-Jan-19				Managing Since	01-Sep-24

Disclaimer:

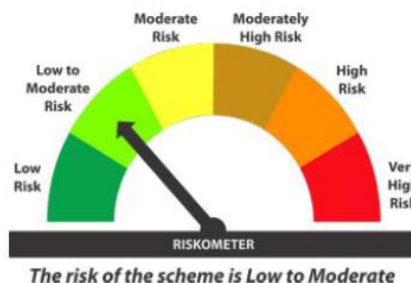
- 1) Scheme returns in terms of CAGR are provided for past 1 year, 3 years, 5 years and since inception.
- 2) Point-to-point returns on a standard investment of Rs. 10,000/- are in addition to CAGR for the schemes.
- 3) Different plans shall have a different expense structure. The performance details provided herein are of regular plan growth option
- 4) NA stands for schemes in existence for more than 1 year but less than 3 years or 5 years, or instances where benchmark data for corresponding period not available.
- 5) Period for which schemes performance has been provided is computed basis last day of the month - ended preceding the date of advertisement.
- 6) Past performance may or may not be sustained in future. For computation of since inception returns the allotment NAV has been taken as Rs. 10.00.
- 7) For Benchmark Indices Calculations , Total Return Index (TRI) has been used. Where ever TRI not available Composite CAGR has been disclosed. Please refer Disclaimer sheet for composite CAGR disclosure.
- 8) Scheme in existence for more than six months but less than one year, simple annualized growth rate of the scheme for the past 6 months from the last day of month-end is provided.
- 9) Number of schemes managed by Sailesh Jain: 7 and Abhishek Sonthalia: 5

This product is suitable for investors who are seeking*:

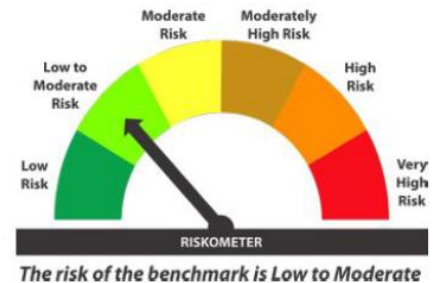
- Long Term Capital Appreciation
- Investment in domestic mutual funds including debt oriented mutual fund schemes & arbitrage-based equity mutual fund schemes.

***Investors should consult their financial advisors if in doubt about whether the product is suitable for them.**

Scheme Risk-O-Meter



Benchmark Risk-O-Meter



The views expressed in this article are personal in nature and in is no way trying to predict the markets or to time them. The views expressed are for information purpose only and do not construe to be any investment, legal or taxation advice. Any action taken by you on the basis of the information contained herein is your responsibility alone and Tata Asset Management will not be liable in any manner for the consequences of such action taken by you. Please consult your Financial/Investment Adviser before investing. The views expressed in this article may not reflect in the scheme portfolios of Tata Mutual Fund. This is for information only and is not to be considered as sales literature. Not to be used for solicitation of business in schemes of Tata Mutual Fund. There are no guaranteed or assured returns under any of the scheme of Tata mutual Fund.